

Oracle® Application Server 10g

Licensing Information

10g (9.0.4)

Part No. B13696-01

March 2004

Oracle Application Server 10g Licensing Information, 10g (9.0.4)

Part No. B13696-01

Copyright © 2004 Oracle. All rights reserved.

Primary Author: Theresa M. Robertson

Contributors: Thomas Kurian, Francisco Abedrabbo, Manmeet Ahluwalia, Pavana Jain, John Heimann, Sudha Iyer, Trish McGonigle, Michael Mesaros, John Deeb, Scott Howley

The Programs (which include both the software and documentation) contain proprietary information; they are provided under a license agreement containing restrictions on use and disclosure and are also protected by copyright, patent, and other intellectual and industrial property laws. Reverse engineering, disassembly, or decompilation of the Programs, except to the extent required to obtain interoperability with other independently created software or as specified by law, is prohibited.

The information contained in this document is subject to change without notice. If you find any problems in the documentation, please report them to us in writing. This document is not warranted to be error-free. Except as may be expressly permitted in your license agreement for these Programs, no part of these Programs may be reproduced or transmitted in any form or by any means, electronic or mechanical, for any purpose.

If the Programs are delivered to the United States Government or anyone licensing or using the Programs on behalf of the United States Government, the following notice is applicable:

U.S. GOVERNMENT RIGHTS Programs, software, databases, and related documentation and technical data delivered to U.S. Government customers are "commercial computer software" or "commercial technical data" pursuant to the applicable Federal Acquisition Regulation and agency-specific supplemental regulations. As such, use, duplication, disclosure, modification, and adaptation of the Programs, including documentation and technical data, shall be subject to the licensing restrictions set forth in the applicable Oracle license agreement, and, to the extent applicable, the additional rights set forth in FAR 52.227-19, Commercial Computer Software--Restricted Rights (June 1987). Oracle Corporation, 500 Oracle Parkway, Redwood City, CA 94065

The Programs are not intended for use in any nuclear, aviation, mass transit, medical, or other inherently dangerous applications. It shall be the licensee's responsibility to take all appropriate fail-safe, backup, redundancy and other measures to ensure the safe use of such applications if the Programs are used for such purposes, and we disclaim liability for any damages caused by such use of the Programs.

Oracle is a registered trademark of Oracle Corporation and/or its affiliates. Other names may be trademarks of their respective owners.

The Programs may provide links to Web sites and access to content, products, and services from third parties. Oracle is not responsible for the availability of, or any content provided on, third-party Web sites. You bear all risks associated with the use of such content. If you choose to purchase any products or services from a third party, the relationship is directly between you and the third party. Oracle is not responsible for: (a) the quality of third-party products or services; or (b) fulfilling any of the terms of the agreement with the third party, including delivery of products or services and warranty obligations related to purchased products or services. Oracle is not responsible for any loss or damage of any sort that you may incur from dealing with any third party.

Contents

Send Us Your Comments	v
Preface	vii
Intended Audience.....	vii
Documentation Accessibility	vii
Structure	viii
Related Documents	viii
Conventions	viii
1 Oracle Application Server 10g Editions	
The Oracle Application Server 10g Product Family	1-1
Oracle Application Server Editions and Installation Types.....	1-2
Additional Feature Availability	1-4
Security Features	1-4
High Availability Features	1-5
Integration Adapters	1-7
Restricted-Use Licensing	1-7
Oracle Database License Requirements: Standard Edition and Enterprise Edition.....	1-8
Full Use License of Oracle Database Standard Edition	1-8
Full Use License of Oracle Database Enterprise Edition.....	1-8
When is a Full Use License of Oracle Database Not Required?	1-9
General Licensing Information	1-9
Metric Definitions	1-9
License Minimums.....	1-9
2 Options and Packs	
Oracle Application Server Options	2-1
Oracle Identity Management.....	2-1
Oracle Management Packs for Oracle Application Server	2-2
Oracle Application Server Diagnostics Pack.....	2-2
Oracle Application Server Configuration Management Pack.....	2-14

Send Us Your Comments

Oracle Application Server 10g Licensing Information, 10g (9.0.4)

Part No. B13696-01

Oracle welcomes your comments and suggestions on the quality and usefulness of this publication. Your input is an important part of the information used for revision.

- Did you find any errors?
- Is the information clearly presented?
- Do you need more information? If so, where?
- Are the examples correct? Do you need more examples?
- What features did you like most about this manual?

If you find any errors or have any other suggestions for improvement, please indicate the title and part number of the documentation and the chapter, section, and page number (if available). You can send comments to us in the following ways:

- Electronic mail: appserverdocs_us@oracle.com
- FAX: (650) 506-7375. Attn: Oracle Application Server Documentation Manager
- Postal service:

Oracle Corporation
Server Technologies Documentation Manager
500 Oracle Parkway, Mailstop 10p6
Redwood Shores, CA 94065
USA

If you would like a reply, please give your name, address, telephone number, and electronic mail address (optional).

If you have problems with the software, please contact your local Oracle Support Services.

Preface

This document, which is part of the Program Documentation under the terms of your Oracle licensing agreement, is intended to help you understand the features, functionality, and options available for Oracle Programs and the licenses required to use them. Oracle offers a variety of licensing options that determine your rights to run the Oracle Programs. If you have a question about your licensing needs, please contact your Oracle sales representative or refer to the resources listed in the "[Related Documents](#)" section below for more information.

Oracle Application Server 10g is available in multiple editions, each suitable for different development and deployment scenarios. Oracle also offers several application server options and packs that enhance the capabilities of Oracle Application Server 10g for specific application requirements. *Oracle Application Server 10g Licensing Information* provides information on these optional application server products and their licensing requirements.

This Preface contains these topics:

- [Intended Audience](#)
- [Documentation Accessibility](#)
- [Structure](#)
- [Related Documents](#)
- [Conventions](#)

Intended Audience

This book is intended for all purchasers of Oracle Application Server 10g.

Documentation Accessibility

Our goal is to make Oracle products, services, and supporting documentation accessible, with good usability, to the disabled community. To that end, our documentation includes features that make information available to users of assistive technology. This documentation is available in HTML format, and contains markup to facilitate access by the disabled community. Standards will continue to evolve over time, and Oracle is actively engaged with other market-leading technology vendors to address technical obstacles so that our documentation can be accessible to all of our customers. For additional information, visit the Oracle Accessibility Program Web site at

<http://www.oracle.com/accessibility/>

Accessibility of Links to External Web Sites in Documentation This documentation may contain links to Web sites of other companies or organizations that Oracle does not own or control. Oracle neither evaluates nor makes any representations regarding the accessibility of these Web sites.

Structure

This document contains two chapters:

Chapter 1, "Oracle Application Server 10g Editions"

This chapter describes the Oracle Application Server 10g editions.

Chapter 2, "Options and Packs"

This chapter describes the Oracle Application Server 10g options and packs and their availability.

Related Documents

For more information, see these Oracle resources:

- *Oracle Application Server 10g Concepts* for information on the features new to this release of Oracle Application Server 10g
- The Software Investment Guide, available at:
<http://www.oracle.com/corporate/pricing/sig.pdf>

Printed documentation is available for sale in the Oracle Store at:

<http://oraclestore.oracle.com/>

To download free release notes, installation documentation, white papers, or other collateral, please visit the Oracle Technology Network (OTN). You must register online before using OTN; registration is free and can be done at:

<http://otn.oracle.com/membership/>

If you already have a username and password for OTN, then you can go directly to the documentation section of the OTN Web site at:

<http://otn.oracle.com/documentation/>

Conventions

We use various conventions in text to help you more quickly identify special terms. The following table describes those conventions and provides examples of their use.

Convention	Meaning	Example
Bold	Bold typeface indicates terms that are defined in the text or terms that appear in a glossary, or both.	When you specify this clause, you create an index-organized table .
<i>Italics</i>	Italic typeface indicates book titles or emphasis.	<i>Oracle Database Concepts</i> Ensure that the recovery catalog and target database do <i>not</i> reside on the same disk.

Convention	Meaning	Example
UPPERCASE monospace (fixed-width) font	Uppercase monospace typeface indicates elements supplied by the system. Such elements include parameters, privileges, datatypes, RMAN keywords, SQL keywords, SQL*Plus or utility commands, packages and methods, as well as system-supplied column names, database objects and structures, usernames, and roles.	You can specify this clause only for a NUMBER column. You can back up the database by using the BACKUP command. Query the TABLE_NAME column in the USER_TABLES data dictionary view. Use the DBMS_STATS.GENERATE_STATS procedure.
lowercase monospace (fixed-width) font	Lowercase monospace typeface indicates executables, filenames, directory names, and sample user-supplied elements. Such elements include computer and database names, net service names, and connect identifiers, as well as user-supplied database objects and structures, column names, packages and classes, usernames and roles, program units, and parameter values. Note: Some programmatic elements use a mixture of UPPER CASE and lowercase. Enter these elements as shown.	Enter sqlplus to start SQL*Plus. The password is specified in the orapwd file. Back up the datafiles and control files in the /disk1/oracle/dbs directory. The department_id, department_name, and location_id columns are in the hr.departments table. Set the QUERY_REWRITE_ENABLED initialization parameter to true. Connect as oe user. The JRepUtil class implements these methods.
lowercase italic monospace (fixed-width) font	Lowercase italic monospace font represents placeholders or variables.	You can specify the <i>parallel_clause</i> . Run <i>old_release.SQL</i> where <i>old_release</i> refers to the release you installed prior to upgrading.

Oracle Application Server 10g Editions

This chapter describes the three Oracle Application Server 10g editions and the features available with those editions. It contains the following sections:

- [The Oracle Application Server 10g Product Family](#)
- [Restricted-Use Licensing](#)
- [General Licensing Information](#)

The Oracle Application Server 10g Product Family

Oracle Application Server 10g is available in three editions with different functional capabilities, each suitable for different kinds of applications and different development and deployment scenarios. Oracle also offers several application server promotions, options, packs, and other products that enhance the capabilities of Oracle Application Server 10g for specific purposes. This section describes the licensing editions of Oracle Application Server 10g. The application server options, packs, and other enhancement products are described in [Chapter 2, "Options and Packs"](#). For currently available promotions, contact your Oracle representative.

[Table 1-1](#) introduces the Oracle Application Server licensing options.

Note: Oracle Application Server TopLink, which is included in all of the Oracle Application Server editions, can also be separately licensed, independent of any Oracle Application Server edition.

Table 1–1 Oracle Application Server Licensing Options

Licensing Option	High Level Functionality	Features Included
Java Edition	The Oracle Application Server 10g Java Edition includes Oracle HTTP Server, Oracle Application Server Containers for J2EE (J2EE container and Web Services), Oracle Application Server TopLink, and five JDeveloper Named User Plus licenses per processor.	mod_oc4j, mod_oss, mod_oradav, mod_fastcgi, mod_rewrite, Proxy Plug-In, XML Developer Kit, Business Components for Java (BC4J), Oracle Enterprise Manager 10g Application Server Control, Java Authentication and Authorization Services (JAAS), JDBC drivers for Oracle and non-Oracle databases
Standard Edition	The Oracle Application Server 10g Standard Edition includes all of the Java Edition functionality, plus Oracle Application Server Portal.	All Java Edition features, plus mod_plsql, mod_osso, mod_perl, Perl Interpreter, DBI/DBD data access libraries, PL/SQL Server Pages, Oracle Application Server Single Sign-On, Oracle Content Management SDK, UDDI Repository, Oracle Application Server Repository Creation Assistant
Enterprise Edition	The Oracle Application Server 10g Enterprise Edition includes all of the Standard Edition functionality, plus the Identity Management option, Oracle Application Server Forms Services, Oracle Application Server Reports Services, Oracle Application Server Discoverer Viewer, Oracle Application Server Discoverer Plus (Web functionality), Oracle Application Server InterConnect, Oracle Application Server ProcessConnect, Oracle Application Server Web Cache, Oracle Workflow, Oracle Application Server Wireless, and Oracle Application Server Personalization.	All Standard Edition features, plus the Identity Management option See Also: Chapter 2, "Options and Packs" for details about the Identity Management option

Oracle Application Server Editions and Installation Types

When you install Oracle Application Server, you are asked to choose one of several options, or installation types. Each installation type provides a specific set of application server components and features. For example, Oracle Application Server Infrastructure is an installation type that provides centralized product metadata and security services, configuration information, and data repositories for middle-tier installations.

Oracle Application Server editions do not map directly to these product installation types. It is important to understand how these two concepts relate to each other. [Table 1–2](#) lists the minimum edition requirements for each installation type.

In each case, the minimum edition listed is the edition required to install the installation type. However, the minimum edition may not enable you to use everything included in that installation type. For example, you can install the Portal and Wireless installation type if you have Oracle Application Server Standard Edition, but the Standard Edition license does not cover the use of Oracle Application Server Wireless, which is included in the installation type. These restrictions are detailed in [Table 1–3](#).

Table 1–2 Edition Requirements for Installation Types

Installation Type	Oracle Application Server Minimum Edition Required
J2EE and Web Cache	Java Edition
JDeveloper	Java Edition
TopLink	Java Edition
Portal and Wireless	Standard Edition
Integration (InterConnect or ProcessConnect)	Enterprise Edition
Business Intelligence and Forms	Enterprise Edition
Forms and Reports Services without Infrastructure	Enterprise Edition
Infrastructure	Standard Edition

Table 1–3 lists the installation types available with each of the three Oracle Application Server editions, along with any exceptions or restrictions associated with each edition-installation pair.

Table 1–3 Installation Types Included with Editions

Edition	Installation Types	Exceptions
Java Edition	J2EE and Web Cache JDeveloper TopLink	Upgrade to Standard Edition if you need: <ul style="list-style-type: none"> ▪ mod_plsql and mod_osso ▪ UDDI repository (part of Web Services) Upgrade to Enterprise Edition if you need: <ul style="list-style-type: none"> ▪ Web Cache
Standard Edition	J2EE and Web Cache JDeveloper TopLink Portal and Wireless Infrastructure	Upgrade to Enterprise Edition if you need: <ul style="list-style-type: none"> ▪ Wireless Upgrade to Enterprise Edition or add the Identity Management Option if you need: <ul style="list-style-type: none"> ▪ Oracle Application Server Certificate Authority ▪ Oracle Application Server Single Sign-On ▪ Oracle Internet Directory See Also: "Restricted-Use Licensing"

Table 1–3 (Cont.) Installation Types Included with Editions

Edition	Installation Types	Exceptions
Enterprise Edition	J2EE and Web Cache	If you use Discoverer Plus and/or Discoverer Viewer, you need at least one license of Oracle Developer Suite.
	JDeveloper	
	TopLink	
	Portal and Wireless	For Integration installations, all packaged application and legacy system adapters are licensed separately.
	Integration (InterConnect or ProcessConnect)	
	Business Intelligence and Forms	See Also: "Restricted-Use Licensing"
	Forms and Reports Services without Infrastructure	
Infrastructure		

Additional Feature Availability

Certain Oracle Application Server features have additional licensing considerations. This section provides additional licensing information for security features, high availability features, and integration adapters.

Security Features

Oracle Application Server provides a number of features to ensure security between the client and the application server, and between the application server and the database.

Oracle Advanced Security

Oracle Advanced Security ensures that communication over the Net8 Protocol is encrypted and secure. It also provides strong two-way authentication between the application server and the database. Oracle Advanced Security is installed with Oracle Application Server by default to comply with a "secure by default" design, and to ensure that the client components required to enable secure communication and strong authentication between the application server and an Oracle database are present by default. However, if you want to use Oracle Advanced Security, you must license it separately with the Oracle database with which the application server communicates.

Oracle Identity Management

Oracle Identity Management is an integrated infrastructure that Oracle products rely on for distributed security. The Oracle Identity Management infrastructure includes the following components:

- **Oracle Internet Directory**, an LDAP compliant directory service implemented on the Oracle9i Database.
- **Oracle Directory Integration and Provisioning**, part of Oracle Internet Directory, which permits synchronization between Oracle Internet Directory and other directories, user repositories, automatic provisioning services, and applications.
- **Oracle Delegated Administration Services**, part of Oracle Internet Directory, which provides trusted proxy-based administration of directory information by users and application administrators.
- **Oracle Application Server Single Sign-On**, which provides single sign-on access to Oracle and third-party Web applications.

- **Oracle Application Server Certificate Authority**, which generates and publishes X.509 certificates to support PKI-based (strong) authentication methods.

While Oracle Identity Management is designed to provide an enterprise infrastructure for Oracle products, it may also serve as a general-purpose identity management solution for user-written and third-party applications. Oracle Identity Management provides an enterprise-wide identity management platform for third-party applications, hardware, and network operating systems.

The Oracle Identity Management Option can be purchased as an option to the Oracle Application Server Standard Edition to provide these features. A restricted use license for some of the Oracle Identity Management features is included with the application server for specific purposes. Refer to the "[Restricted-Use Licensing](#)" section in this chapter for more information.

High Availability Features

Oracle Application Server has several high availability features that require special licensing considerations. These considerations are similar to the licensing considerations for the high availability features of the Oracle Database. These considerations can be divided into two categories: high availability for Oracle Application Server Infrastructure and high availability for Oracle Application Server middle-tier instances.

High Availability Considerations for Oracle Application Server Infrastructure

Oracle Application Server Infrastructure is an installation type that provides centralized product metadata and security services, configuration information, and data repositories for middle-tier installations. The middle tier instances typically use the Infrastructure for three main services:

- **Product Metadata Service:** All of the product metadata that the Oracle Application Server middle-tier instances require is bundled as part of the infrastructure. Customer applications do not access product metadata directly. Oracle Application Server Metadata Repository provides the Product Metadata Service. Middle tier instances can use OracleAS Metadata Repository as a centralized component repository and leverage it for product metadata lookups.
- **Identity Management Services:** Identity Management Services provide a consistent security and identity management model for all Oracle Application Server applications. They also provide a single source of security metadata containing all administration and user privileges. Middle tier components use the Identity Management Services to increase security, centralize the authentication services, and manage passwords. The Oracle Identity Management infrastructure and its components provide the Identity Management Services.
- **Management Service:** The Management Service in the Oracle Application Server Infrastructure supports the Distributed Configuration Management (DCM) tool. DCM stores information in the metadata repository for most installation types. For cluster management, Distributed Configuration Management Services can use either a file-based or database-backed repository.

There are three high availability models that you can use with Oracle Application Server Infrastructure: Oracle Application Server Cold Failover Clusters, Oracle Application Server Active Failover Clusters, and Oracle Application Server Disaster Recovery. Each of these high availability models has specific licensing implications:

- **Oracle Application Server Cold Failover Clusters:** OracleAS Cold Failover Clusters use a two or more node hardware cluster for failover. Hardware clusters are clusters that achieve high availability and scalability through the use of

additional hardware (for cluster interconnect and shared storage) and software (for health monitors and resource monitors). Failover is the process by which the hardware clusters automatically relocate the execution of an application from a failed node to a designated standby node.

The primary node is the processor that is actively executing one or more application server services at any given time. If the primary node fails, the hardware cluster automatically fails the application server services over to the standby node. When using OracleAS Cold Failover Clusters, ten days of failover per calendar year are included in the Oracle Application Server license for the primary node. If you use more than ten days of failover per calendar year, additional application server licenses are required for the standby nodes.

- **Oracle Application Server Active Failover Clusters:** OracleAS Active Failover Clusters provide a more transparent high availability solution in which Oracle Application Server services on all of the nodes in the cluster are active at all times. When using OracleAS Active Failover Clusters, application server licenses are required for all nodes in the cluster, since all of the nodes are active.
- **Oracle Application Server Disaster Recovery:** For disaster recovery purposes, Oracle Application Server licenses are required for both the active and standby application servers.

High Availability Considerations for Oracle Application Server Middle-Tier Instances

There are also several ways that you can make Oracle Application Server middle-tier instances highly available. Each of these high availability models has specific licensing implications:

- **Oracle Application Server Disaster Recovery:** For disaster recovery purposes, Oracle Application Server licenses are required for both the active and standby application servers. This is parallel to the disaster recovery licensing for Oracle Application Server Infrastructure.
- **Oracle Application Server Clusters:** Oracle Application Server middle-tier instances can be clustered together to provide load balancing and failover. Oracle Application Server has two clustering models:
 - **Manually Configured Oracle Application Server Clusters:** These clusters rely on the administrator to manually configure each instance within the cluster. With Manually Configured Oracle Application Server Clusters, it is the administrator's job to make a group of application servers function as a cluster. Manually Configured Oracle Application Server Clusters provide scalability and availability, but not manageability. The administrator has the responsibility of synchronizing the configuration of the application server instances across the cluster.

Manually Configured Oracle Application Server Clusters are licensed with Oracle Application Server Java Edition, Standard Edition, and Enterprise Edition.

- **Managed Oracle Application Server Clusters:** Maintaining the configuration and application deployment information on Manually Configured Application Server Clusters can be a complex task. Oracle Application Server therefore provides the Distributed Configuration Management Service that ensures that all application server instances in a cluster have identical configurations and application deployments. Managed Oracle Application Server Clusters automatically enforce homogeneity between instances that are part of the cluster, so that the cluster appears and functions as a single instance.

Homogeneity is enforced through the Distributed Configuration Management Service, which uses a file-based or database-backed repository to store configuration information for the cluster and automatically propagate configuration information across all application server instances in the cluster. This simplifies configuration and deployment of application server clusters.

Managed Oracle Application Server Clusters are licensed with Oracle Application Server Standard Edition and Enterprise Edition, whether the Distributed Configuration Management Services uses a file-based or database-backed repository.

Integration Adapters

Third party adapters must be purchased separately to work with Oracle Application Server ProcessConnect and InterConnect. Technology adapters and the Oracle e-Business Suite adapters are included with Oracle Application Server and do not require separate licenses.

Restricted-Use Licensing

The following restricted-use licenses are included with Oracle Application Server 10g in the editions indicated:

Standard Edition

- Oracle Internet Directory is provided for use with Oracle Application Server Single Sign-On and with other application server components to provision, store, and manage users and groups, their associated security credentials and privileges; to synchronize data with 3rd party directory services; and to store other component-specific metadata.
- Oracle Application Server Single Sign-On can be used to provide authentication services to applications that are deployed on Oracle Application Server.
- Oracle Application Server Web Cache is provided only for use with Oracle Application Server Portal.
- The Oracle Database (Standard Edition) is provided only for use with the Oracle Application Server Metadata Repository for storing product metadata.

Notes: During installation, you can choose to install the product metadata into an existing, licensed database. Choosing this option has the following licensing implications:

The restricted use license does not apply to the use of the existing database as a metadata repository.

If the machine on which your existing database is running does not run any other Oracle Application Server installations, there is no Oracle Application Server license requirement for that machine.

Installing the metadata repository into your existing database may increase the number of users accessing that database, and may thus affect your database license needs. You need to make sure that you have the appropriate number of database licenses to ensure compliance.

- Advanced Security Option limited to Oracle Java SSL library.

Enterprise Edition

- The Oracle Database (Standard Edition) is provided only for use with the Application Server Infrastructure for storing product metadata.

Notes: During installation, you can choose to install the product metadata into an existing, licensed database. Choosing this option has the following licensing implications:

The restricted use license does not apply to the use of the existing database as a metadata repository.

If the machine on which your existing database is running does not run any other Oracle Application Server installations, there is no Oracle Application Server license requirement for that machine.

Installing the metadata repository into your existing database may increase the number of users accessing that database, and may thus affect your database license needs. You need to make sure that you have the appropriate number of database licenses to ensure compliance.

- Advanced Security Option use is limited to Oracle Java SSL library.

Oracle Database License Requirements: Standard Edition and Enterprise Edition

Storing any data other than product metadata in the Oracle Application Server Infrastructure database requires a full use license of the Oracle Database, either the Standard Edition or the Enterprise Edition.

Full Use License of Oracle Database Standard Edition

Some examples of the kinds of data that require the purchase of a full use license for the Oracle Database Standard Edition include:

- Documents or any other objects stored in the Oracle Content Management SDK
- Documents or any kind of content stored in the Portal Repository
- Any Oracle Workflow processes, transformations, or Oracle Application Server ProcessConnect or InterConnect data
- Any LDAP data related to the use of Oracle Internet Directory as a general purpose LDAP directory
- Any other custom data that is created or updated by an application

Full Use License of Oracle Database Enterprise Edition

Three kinds of data require the purchase of a full use license of the Oracle Database Enterprise Edition:

- Predictive models or populating the Oracle Application Server Personalization Mining Table Repository (MTR)
- Any Oracle Application Server Portal that leverages the VPD functionality of the database for hosting
- Any LDAP data related to the use of an Oracle Internet Directory LDAP Directory, and directory replication is used

When is a Full Use License of Oracle Database Not Required?

There are three cases that do not require the purchase of a full use license of the Oracle Database when you purchase Oracle Application Server Enterprise Edition:

- If you are only using Oracle Application Server Web Cache
- If you are using Oracle Application Server Discoverer only against a non-Oracle database
- If you are using Oracle Application Server Reports Services only against a non-Oracle database

General Licensing Information

Oracle Application Server Java Edition, Oracle Application Server Standard Edition, and Oracle Application Server Enterprise Edition can be licensed with the Named User Plus metric and/or the Processor metric.

Metric Definitions¹

Named User Plus This metric is defined as an individual authorized by you to use the programs which are installed on a single server or multiple servers, regardless of whether the individual is actively using the programs at any given time. A non-human-operated device will be counted as a named user plus in addition to all individuals authorized to use the programs, if such device can access the programs. If multiplexing hardware or software (for example, a TP monitor or a web server product) is used, this number must be measured at the multiplexing front end. Automated batching of data from computer to computer is permitted.

Processor This metric is defined as all processors where the Oracle Programs are installed and/or running. A multicore chip with n processor cores is treated as n processors. Programs licensed on a Processor basis may be accessed by your internal users (including agents and contractors) and by your third-party users.

License Minimums²

Oracle Application Server Java Edition If licensing by Named User Plus, the minimum is 10 named users.

Oracle Application Server Standard Edition If licensing by Named User Plus, the minimum is 10 named users.

Oracle Application Server Enterprise Edition If licensing by Named User Plus, the minimum is 10 named users.

¹ In the event of a conflict between these metric definitions and those set forth in your ordering document for the Oracle Programs, the definitions in your ordering document will prevail.

² In the event of a conflict between these license minimums and those set forth in your ordering document for the Oracle Programs, the terms in your ordering document will prevail.

Options and Packs

This chapter describes the separately licensed Oracle Application Server 10g options, management packs, and other products you can purchase to enhance the capabilities of Oracle Application Server 10g in specific application environments. This chapter contains the following sections:

- [Oracle Application Server Options](#)
- [Oracle Management Packs for Oracle Application Server](#)

You may not use the options, packs, or products described below without separately purchased licenses. The fact that these options, packs, or products may be included in product CDs or downloads or described in documentation that you receive does not authorize you to use them without purchasing appropriate licenses.

Oracle Application Server Options

Currently, Oracle Application Server 10g has only one option, the Identity Management Option. The Identity Management Option can be purchased with Oracle Application Server Standard Edition. Oracle Identity Management is included with Oracle Application Server Enterprise Edition.

Oracle Identity Management

Oracle Identity Management is an integrated infrastructure that provides distributed security services for Oracle products and the enterprise. The Oracle Identity Management Infrastructure includes the following components:

- **Oracle Internet Directory**, an LDAP compliant directory service implemented on the Oracle9i Database.
- **Oracle Directory Integration and Provisioning**, part of Oracle Internet Directory, which permits synchronization between Oracle Internet Directory and other directories, user repositories, automatic provisioning services, and applications.
- **Oracle Delegated Administration Services**, part of Oracle Internet Directory, which provides trusted proxy-based administration of directory information by users and application administrators.
- **Oracle Application Server Single Sign-On**, which provides single sign-on access to Oracle and third-party Web applications.
- **Oracle Application Server Certificate Authority**, which generates and publishes X.509 certificates to support PKI-based (strong) authentication methods.

Oracle Management Packs for Oracle Application Server

The sections that follow describe the two Oracle Management Packs for Oracle Application Server: the Oracle Application Server Diagnostics Pack and the Oracle Application Server Configuration Management Pack. The management packs can be purchased with any of the Oracle Application Server editions.

The features in the two management packs are accessible through Oracle Enterprise Manager 10g Grid Control. All Oracle Enterprise Manager 10g Application Server Control functionality is free with any of the Oracle Application Server editions.

Oracle Application Server Diagnostics Pack

The Oracle Application Server Diagnostics Pack provides automatic performance diagnostic and advanced system monitoring functionality. The Oracle Application Server Diagnostics Pack includes the following features:

- Historical/trending data (Application Server and host)
- Interactive transaction tracing
- Page performance
- Event notifications: notification methods, rules, and schedules
- Event history/metric history (Application Server and host)
- Blackouts

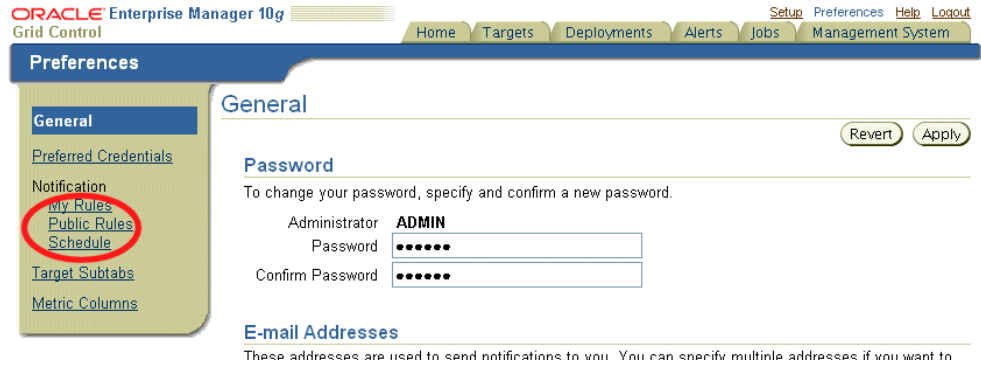
In order to use the features listed above, you must purchase licenses for the Oracle Application Server Diagnostics Pack. The following list itemizes the Enterprise Manager links and areas that require licensing of the Diagnostics Pack.

Note: All Oracle Enterprise Manager 10g Application Server Control functionality is free and included with each edition of Oracle Application Server. The links and areas that require the Diagnostics Pack are all part of Oracle Enterprise Manager 10g Grid Control, and are listed in bold.

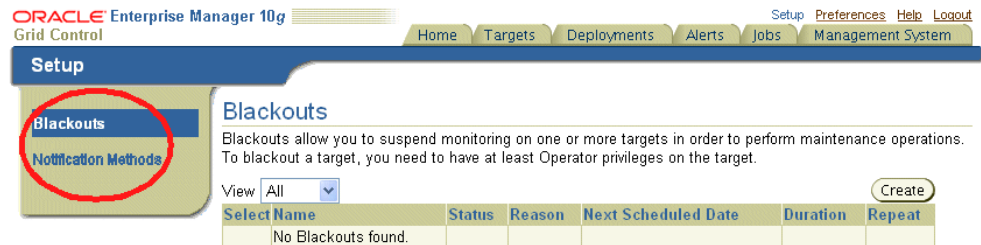
Grid Control: General

All of the Grid Control pages have a set of four links in the top right corner: Setup, Preferences, Help, and Logout.

- When you click the Preferences link, there are three links on the Preference page that are part of the Diagnostics Pack. These links are on the left side of the page, under the heading Notification:
 - **My Rules**
 - **Public Rules**
 - **Schedule**



- When you click on the Setup link, there are two links on the Setup page that are part of the Diagnostics Pack. These links are on the left side of the page.
 - Notification Methods
 - Blackouts



Grid Control: Top Level: Targets Tab

When you choose the Targets tab in the Grid Control Console, you get a row of sub-tabs categorizing the targets.

- When you choose the Application Servers sub-tab, you get a table that lists your application servers and various information about each one.
 - In the **Availability** column of the table, there are icons indicating the availability status of each application server. The icons are links, and the links are part of the Diagnostics Pack.



- When you choose the Web Applications sub-tab, you get a table that lists your deployed applications and various information about each one.
 - In the **Status** column of the table, there are icons indicating the condition of each application. The icons are links, and the links are part of the Diagnostics Pack.
 - In the **Availability** column of the table, there are percentages indicating the availability of each application. These percentages are links, and the links are part of the Diagnostics pack.

ORACLE Enterprise Manager 10g
Grid Control

Home Targets Deployments Alerts Jobs Management System

Hosts Databases Application Servers **Web Applications** Groups All Targets

Web Applications

Page Refreshed Mar 20, 2004 12:56:15 PM

Search Go Add Remove Configure

Select	Name	Status	Availability (%)	Transaction Availability Alerts	Transaction Performance Alerts	Host	Monitoring Beacons	Beacons Out of Sync	Up Since
<input checked="" type="radio"/>	EM Website		99	0	0	myserver.mycompany.com	3	0	March 19, 2004 1:45:48 PM PST
<input type="radio"/>	FAQApp		89	0	2	myserver.mycompany.com	3	1	March 19, 2004 3:20:30 PM PST
<input type="radio"/>	PetStore		89	0	2	myserver.mycompany.com	5	0	March 19, 2004 3:22:05 PM PST

Grid Control: Top Level: Alerts Tab

When you choose the Alerts tab in the Grid Control Console, you get a row of sub-tabs categorizing the alerts.

- When you choose any of the sub-tabs, you get a table that lists all targets in the sub-tab category and various information about each one.
 - Each table has a **Message** column. The Message column contains a brief statement about the target. These statements are links, and the links are part of the Diagnostics Pack.

ORACLE Enterprise Manager 10g
Grid Control

Home Targets Deployments **Alerts** Jobs Management System

Targets Down Critical Warning Errors Blacked Out Unknown Availability

Targets Down

Your managed targets listed below are unavailable.

Page Refreshed Mar 20, 2004 12:58:25 PM

Search All Targets Go

Target	Type	Down Since	Message
LISTENER_myserver.mycompany.com	Listener	Mar 4, 2004 6:22:17 AM	The listener is down: listener "LISTENER" is not running using "private4/oracle/product/ora901/network/admin/listener.ora" file.

Grid Control: Application Server Group Home Page

When you choose the Targets tab, then the Groups sub-tab, there is a table that lists your targets by group. When you choose the Application Server group link from the table, it takes you to the Application Server Group Home Page.

- On the Home sub-tab, there is an Alerts section.

- In the **Alerts** section, there are icons and links that indicate the type and number of alerts. The icons are also links, and both of these sets of links are part of the Diagnostics Pack.

ORACLE Enterprise Manager 10g Grid Control

Home Targets Deployments Alerts Jobs Management System

Hosts Databases Application Servers Web Applications Groups **All Targets**

Group: Application Servers Page Refreshed Mar 20, 2004 1:04:18 PM

Home Performance Member Targets

Status
Total Member Targets **40**

Availability

32% 68%

Unknown(27) Up(13)

Alerts
Critical 12
Warning 0
Errors 18

Advice
Policy Violations 5

Job Activity
Jobs scheduled to start no more than 7 days ago

Status	Submitted to the Group	Submitted to Any Member
(No Job Activity)		

Deployments Summary
View Database Installations

Database Installations	Targets Installations	Interim Patches Applied
(No data found.)		

- At the bottom of the Home sub-tab, there is a Related Links section. Three of the links in this section are part of the Diagnostics Pack:
 - **Alert History**
 - **Blackouts**
 - **Summary Metrics**

Home Performance Member Targets

Related Links

Alert History View Group Definition Blackouts Summary Metrics Edit Group Definition

Grid Control: Application Server Group Components Page

When you choose the Targets tab, then the Groups sub-tab, there is a table that lists your targets by group. When you choose the Application Server group link from the table, it takes you to the Application Server Group Home Page.

- When you choose the Member Targets sub-tab of the Application Server Group Home Page, there is a table that lists that application server's components and various information about each one.
 - **All of the links** on the Member Targets page are part of the Diagnostics Pack. This includes links in the Availability, Alerts, and Policy Violations columns.

ORACLE Enterprise Manager 10g
Grid Control

Home Targets Deployments Alerts Jobs Management System

Hosts Databases Application Servers Web Applications Groups All Targets

Group: Application Servers

Page Refreshed Mar 20, 2004 1:08:05 PM

Home Performance Member Targets

View All Targets

Name ^	Availability	Alerts	Policy Violations	Type
core904prod.myserver.mycompany.com	↑	0 0	0	Application Server
core904prod.myserver.mycompany.com_BC4J	↑	0 0	0	Business Components for Java
core904prod.myserver.mycompany.com_demo	⚠	0 0	0	CC4J
core904prod.myserver.mycompany.com_FAQApp	↑	0 0	0	CC4J
core904prod.myserver.mycompany.com_home	↑	0 0	0	CC4J
core904prod.myserver.mycompany.com_HRApp	↑	0 0	0	CC4J
core904prod.myserver.mycompany.com_HTTP_Server	↑	0 0	1	HTTP Server
core904prod.myserver.mycompany.com_Web_Cache	↑	0 1	0	Web Cache
ias904core.myserver.mycompany.com_HTTP_Server	%	0 0	0	HTTP Server

Home Performance Member Targets

Related Links

Alert History Blackouts Edit Group Definition

Grid Control: Application Server Home Pages and Component Home Pages

You can access application server home pages from the Application Servers sub-tab of the Targets tab. From an application server home page, you can access the component home pages for each component of that application server.

- On the application server or component home page, there is a General section at the top of the page.
 - The General section lists the **Availability %** for the application server. This number is a link, and the link is part of the Diagnostics Pack.
- Next to the General section on the home page is a chart. For application servers this is the Application URL Response chart, and for components it is a specific component-level performance overview chart.
 - The **chart** on each page is a link, and the link is part of the Diagnostics Pack.

ORACLE Enterprise Manager 10g
Grid Control

Home Targets Deployments Alerts Jobs Management System

Hosts Databases Application Servers Web Applications Groups All Targets

Host: myserver.mycompany.com > Application Server: EnterpriseManager0.myserver.mycompany.com

Application Server: EnterpriseManager0.myserver.mycompany.com

Page Refreshed Mar 20, 2004 1:11:07 PM

Home J2EE Applications Web Applications Performance

General

Status **Up**

Availability (%) **100**
(Last 24 Hours)

Application URL <http://myserver.mycompany.com:7778>

Version **9.0.4.0.0**

Installation Type **J2EE and Web Cache**

Oracle Home [/private/oracle/em10g_oms](#)

Host [myserver.mycompany.com](#)

Application URL Response (seconds)

0.25
0.20
0.15
0.10
0.05
0.00

03 12 AM 2 4 6 8 10 12 PM
15 20
March 2004

- On the application server home page, there is a Components section that lists the application server components and their current status.
 - In the **Current Status** column, the icons that indicate the status are links, and the link are part of the Diagnostics Pack.
- On the application server and component home pages, there is an Alerts section. The Metric column contains a brief statement describing the alert.
 - In the **Metric** column, the alert statement is a link, and the link is part of the Diagnostics Pack.

Components

Name	Current Status
home	
OC4J_EM	
HTTP_Server	
Web Cache	

Alerts

Metric	Severity	Alert Triggered	Last Value Last Checked
CPU Utilization (%)		Mar 19, 2004 5:37:18 PM	100 Mar 20, 2004 12:37:19 PM

- At the bottom of the application server and component home pages, there is a Related Links section. Two of the links in this section are part of the Diagnostics Pack:
 - **Alert History**
 - **Blackouts**

Related Links

Patch	Change Application URL	Administer
All Metrics	Manage Metrics	Alert History
Blackouts	Monitoring Configuration	

Home | [J2EE Applications](#) | [Web Applications](#) | [Performance](#)

- Additionally, when you choose the Manage Metrics link in this section, the **Metric Baselines** sub-tab on the Manage Metrics page is part of the Diagnostics Pack.

ORACLE Enterprise Manager 10g

Grid Control

Home | **Targets** | Deployments | Alerts | Jobs | Management System

Hosts | Databases | Application Servers | Web Applications | Groups | **All Targets**

Application Server: EnterpriseManager0.myserver.mycompany.com > Manage Metrics

Manage Metrics

Thresholds | [Metric Baselines](#)

Grid Control: Application Server J2EE Applications Page

You can access application server home pages from the Application Servers sub-tab of the Targets tab. The J2EE Applications sub-tab is located on these pages.

- On the J2EE Applications page there is a table that lists all of your J2EE applications and various information about each one.
 - In the J2EE Applications table, in the **Name** column, the name of each application is a link. These links are part of the Diagnostics Pack.

ORACLE Enterprise Manager 10g
Grid Control

Home Targets Deployments Alerts Jobs Management System

Hosts Databases Application Servers Web Applications Groups All Targets

Host: myserver.mycompany.com > Application Server: EnterpriseManager0.myserver.mycompany.com

View Data Last 24 hours

Application Server: EnterpriseManager0.myserver.mycompany.com

Home J2EE Applications Web Applications Performance

Data Retrieved Mar 20, 2004 1:17:28 PM

View Top J2EE Applications by Total Processing Time

Name	OC4J Instance	Total Processing Time (seconds)	Average Servlet/JSP Processing Time (seconds)	Servlet/JSP Requests Processed	Total Servlet/JSP Processing Time (seconds)	Average EJB Method Execution Time (seconds)	EJB Methods Executed	Total EJB Method Execution Time (seconds)
em	OC4J_EM	150.42	0.01	10,741	150.42	0.00	0	0.00
default	OC4J_EM	12.31	0.004	2,888	12.31	0.00	0	0.00
BC4J	home	7.92	0.08	94	7.92	0.00	0	0.00

Grid Control: Application Server Web Applications Page

You can access the application server home pages from the Application Servers sub-tab of the Targets tab. The Web Applications sub-tab is located on these pages.

- On the Web Applications page there is a table that lists all of your Web applications and their status.
 - In the table, all of the links in both the **Status** and **Name** columns are part of the Diagnostics Pack.

ORACLE Enterprise Manager 10g
Grid Control

Home Targets Deployments Alerts Jobs Management System

Hosts Databases Application Servers Web Applications Groups All Targets

Host: myserver.mycompany.com > Application Server: core904prod.myserver.mycompany.com

Application Server: core904prod.myserver.mycompany.com

Home J2EE Applications Web Applications Performance

Data Retrieved Mar 20, 2004 1:19:20 PM

Name	Status
mycompany.com	↑ (100%)

Grid Control: Application Server Performance Pages and Performance Sub-tabs

You can access the application server home pages from the Application Servers sub-tab of the Targets tab. The Performance sub-tab is located on these pages.

- The entire **Performance** page and all of the links contained on it are part of the Diagnostics Pack.

ORACLE Enterprise Manager 10g
Grid Control

Home Targets Deployments Alerts Jobs Management System

Hosts Databases Application Servers Web Applications Groups All Targets

Host: myserver.mycompany.com > Application Server: core904prod.myserver.mycompany.com

Application Server: core904prod.myserver.mycompany.com

Page Refreshed Mar 20, 2004 1:20:37 PM

Home J2EE Applications Web Applications Performance

Grid Control: OC4J Home Page

You can access the application server home pages from the Application Servers sub-tab of the Targets tab. The Components section of the application server home page has a link to the OC4J component home page.

- On the OC4J component home page, there is an Applications sub-tab.
 - All links on the Applications page are part of the Diagnostics Pack.

ORACLE Enterprise Manager 10g
Grid Control

Home Targets Deployments Alerts Jobs Management System

Hosts Databases Application Servers Web Applications Groups All Targets

Host: myserver.mycompany.com > Application Server: EnterpriseManager0.myserver.mycompany.com > OC4J: OC4J_EM
View Data Last 24 hours

OC4J: OC4J_EM
Home Applications Performance
Data Retrieved Mar 20, 2004 1:22:11 PM

Active Applications

Name	Active Requests	Request Processing Time (seconds)	Active EJB Methods	Method Execution Time (seconds)
em	0.06	0.02	0.00	0.00
default	1.00	0.004	0.00	0.00

- There is a Response and Load section on the OC4J component home page that displays a chart.
 - The chart is a link, and the link is part of the Diagnostics Pack.

ORACLE Enterprise Manager 10g
Grid Control

Home Targets Deployments Alerts Jobs Management System

Host: myserver.mycompany.com > Application Server: EnterpriseManager0.myserver.mycompany.com > OC4J: OC4J_EM
Page Refreshed Mar 20, 2004 1:23:46 PM

OC4J: EnterpriseManager0.myserver.mycompany.com_OC4J_EM
Home Applications Performance

General

Status Up
Up Since Mar 18, 2004 4:33:23 PM
Availability (%) 100
(Last 24 Hours)
Oracle Home /private/oracle/em10g_oms
Host myserver.mycompany.com

Response and Load

0.04
0.03
0.02
0.01
0.00
0.45
0.30
0.15

10:12 2 4 6 8 10 12 PM
19 20
March 2004

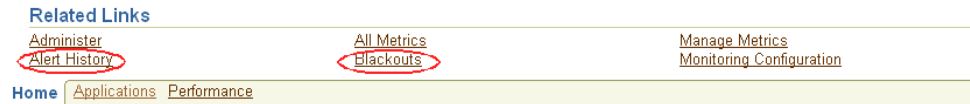
Request Processing Time (seconds)
Requests Per Second

- On the OC4J component home page, there is an Alerts section. The Metric column contains a brief statement describing the alert.
 - In the Metric column, the alert statements are links, and the links are part of the Diagnostics Pack.

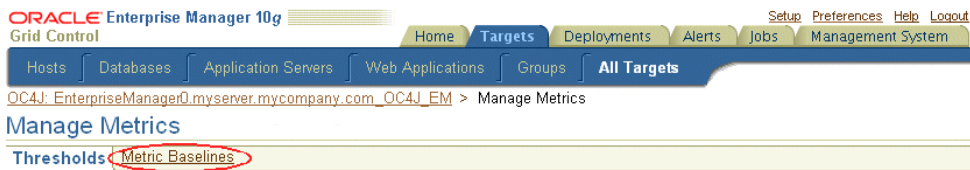
Alerts

Metric	Severity	Alert Triggered	Last Value	Last Checked
CPU Utilization (%)		Mar 19, 2004 5:37:18 PM	100	Mar 20, 2004 12:37:19 PM

- At the bottom of the OC4J home page, there is a Related Links section. Two of the links in this section are part of the Diagnostics Pack:
 - Alert History
 - Blackouts



- Additionally, when you choose the Manage Metrics link in this section, the **Metric Baselines** sub-tab on the Manage Metrics page is part of the Diagnostics Pack.



Grid Control: Web Application Home Page

You can access Web application home pages from the Web Applications sub-tab of the Targets tab. From a Web application home page, you can access the application home page for each application.

- On the application home page, there is a General section at the top of the page.
 - The General section lists the **Availability %** for the application. This number is a link, and the link is part of the Diagnostics Pack.



- On the application home page, there is an Alerts section. The Metric column contains a brief statement describing the alert.
 - In the **Metric** column, the alert statement is a link, and the link is part of the Diagnostics Pack.
- On the application home page, there is a Related Alerts section. The Metric column contains a brief statement describing the alert.
 - In the **Metric** column, the alert statement is a link, and the link is part of the Diagnostics Pack.

Alerts

Metric	Transaction	Beacon	Severity	Alert Triggered	Last Value	Last Checked
Slowest Page Response	Create FAQ	Atlanta	⚠	Mar 20, 2004 11:38:20 AM	11670	Mar 20, 2004 12:38:20 PM
Slowest Page Response	Create FAQ	San Francisco	⚠	Mar 19, 2004 5:37:18 PM	9695	Mar 20, 2004 12:37:19 PM

Related Alerts

Metric	Target Name	Target Type	Severity	Alert Triggered	Last Value	Last Checked
Run Queue Length (5 minute average)	myserver.mycompany.com	Host	✖	Mar 19, 2004 3:59:52 PM	26.88	Mar 19, 2004 3:59:52 PM
CPU Utilization (%)	myserver.mycompany.com	Host	✖	Mar 19, 2004 3:31:33 PM	100	Mar 19, 2004 3:59:52 PM
Component CPU Usage (%) for petstore	oas904.myserver.mycompany.com	Application Server	✖	Mar 19, 2004 3:30:58 PM	6.28	Mar 19, 2004 3:38:13 PM

- At the bottom of the application home page, there is a Related Links section. Two of the links in this section are part of the Diagnostics Pack:
 - Alert History
 - Blackouts

Related Links

All Metrics	Manage Metrics	Alert History
Blackouts	Monitoring Configuration	

Grid Control: Web Application Transaction Performance Page

You can access Web application home pages from the Web Applications sub-tab of the Targets tab. The Transaction Performance sub-tab is located on these pages.

- At the bottom of the Web application home page there is an All Transactions section. In this section there is a Manage Transactions button, which takes you to the Manage Transactions page.
 - On the Manage Transactions page, the **Play with Trace** button is part of the Diagnostics Pack.

The screenshot shows the Oracle Enterprise Manager 10g Grid Control interface. The breadcrumb trail is: Home > Targets > Deployments > Alerts > Jobs > Management System > Hosts > Databases > Application Servers > Web Applications > Groups > All Targets. The current page is 'Manage Transactions' for the 'Create FAQ' transaction. The page has a table with columns 'Select', 'Name', 'State', and 'Start/Stop'. There are three rows: 'Create FAQ' (Monitoring), 'Login Page' (Monitoring), and 'homepage' (Monitoring). At the top right of the table, there are buttons for 'Edit', 'View', 'Delete', 'Collection Settings', 'Play', and 'Play With Trace'. The 'Play With Trace' button is circled in red.

Grid Control: Web Application Page Performance Page

You can access Web application home pages from the Web Applications sub-tab of the Targets tab. The Page Performance sub-tab is located on these pages.

- The entire **Page Performance** page is part of the Diagnostics Pack.



Grid Control: Host Home Page

When you choose the Targets tab, then the Groups sub-tab, there is a table that lists your targets by group. When you choose the Application Hosts group link from the table, it takes you to the Application Hosts Group Home Page. To access a particular host home page, choose the Member Targets sub-tab and click the name of the host you want to view.

- On the host home page, there is a General section at the top of the page.
 - The General section lists the **Availability %** for the host. This number is a link, and the link is part of the Diagnostics Pack.



- On the application home page, there is an Alerts section. The Metric Name column contains a brief statement describing the alert.
 - In the **Metric Name** column, the alert statement is a link, and the link is part of the Diagnostics Pack.

Alerts

Metric	Severity	Alert Triggered	Last Value	Last Checked
CPU Utilization (%)	⚠	Mar 19, 2004 5:37:18 PM	100	Mar 20, 2004 12:37:19 PM

- At the bottom of the application home page, there is a Related Links section. Four of the links in this section are part of the Diagnostics Pack:
 - **All Metrics**
 - **Alert History**
 - **Blackouts**
 - **User Defined Metrics**

Related Links

- [Alert History](#)
[Deployments](#)
[Net Services Administration](#)
- [All Metrics](#)
[Manage Metrics](#)
[Open Telnet Session](#)
- [Blackouts](#)
[Monitoring Configuration](#)
[User-Defined Metrics](#)

- Additionally, when you choose the Manage Metrics link in this section, the **Metric Baselines** sub-tab on the Manage Metrics page is part of the Diagnostics Pack.



Grid Control: Host Performance Page

From the host home page, you can access the Performance sub-tab for that host.

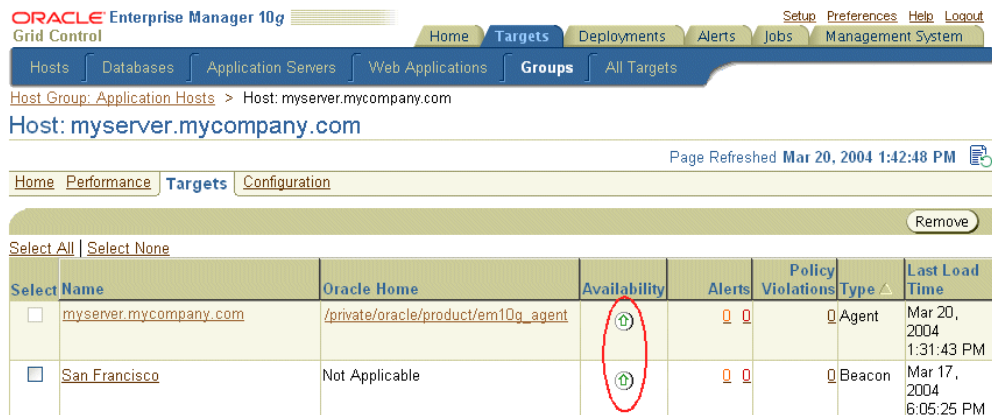
- The entire **Performance** page is part of the Diagnostics Pack.



Grid Control: Host Targets Page

From the host home page, you can access the Targets sub-tab for that host.

- On the host targets page, there is a table that lists the current host's targets and various information about each one.
 - In the **Availability** column, the icons that indicate the availability are links, and the links are part of the Diagnostics Pack.



Oracle Application Server Configuration Management Pack

The Oracle Application Server Configuration Management Pack enables application server administrators to track hardware and software configuration information for hosts and software managed by Enterprise Manager. That information can then be browsed, searched, compared, exported, and tracked historically. The pack also offers policy management and patch management capabilities based on the configuration information. Finally, to facilitate deployments, cloning functionality for application server instances is also provided. The Configuration Management Pack provides configuration management features in the following areas:

- Application Servers and hosts
- Deployments
- Patch Database and View Patch Cache
- Staging patches
- Cloning
- Search configuration
- Compare Hosts
- Compare Application Servers
- Policies

In order to use the features listed above, you must purchase licenses to the Oracle Application Server Configuration Management Pack. The following list itemizes the Enterprise Manager links that require licensing of the Configuration Management Pack.

Note: All Oracle Enterprise Manager 10g Application Server Control functionality is free and included with each edition of Oracle Application Server. The links and areas that require the Configuration Management Pack are all part of Oracle Enterprise Manager 10g Grid Control, and are listed in bold.

Grid Control: Home Page

- On the Grid Control Home Page, there is a Critical Patch Advisories section.
 - **All of the links** in the Critical Patch Advisories section are part of the Configuration Management Pack.

The screenshot shows the Oracle Enterprise Manager 10g Grid Control interface. At the top, there is a navigation bar with links for Home, Targets, Deployments, Alerts, Jobs, and Management System. Below the navigation bar, there is a 'Status' section with a pie chart showing 'All Targets Availability' (60% Up, 38% Unknown, 1% Down). To the right, there is a 'Critical Patch Advisories' section, which is circled in red. This section displays a warning icon, 'Patch Advisories 15', and a message: 'Patch Advisory information may be stale. Oracle MetaLink refresh job has not run successfully in 72 hours.' Below this, it shows 'Affected Oracle Homes 1' and a link 'Job RefreshFromMetalink'.

- There is also a Deployments Summary section on the Grid Control Home Page.
 - **All of the links** in the Deployments Summary section are part of the Configuration Management Pack.

Deployments Summary

View Database Installations

Database Installations ▲	Targets	Installations	Interim Patches Applied
Oracle Database 10g 10.1.0.2.0	3	2	No
Oracle9i 9.0.1.3.0	1	1	No
Oracle9i 9.0.1.4.0a	1	1	No
Oracle9i 9.0.1.5.0	2	2	No
Oracle9i 9.2.0.1.0	1	1	No

Grid Control: Deployments Page

On the Grid Control Home Page, there is a Deployments tab.

- The entire **Deployments** page is part of the Configuration Management Pack.



Grid Control: Targets Tab: Groups

When you choose the Targets tab in the Grid Control Console, you get a row of sub-tabs categorizing the targets.

- When you choose the Groups sub-tab, you get a table that lists your targets in groups, with information about each one.
 - In the **Policy Violations** column of the table, there are links indicating the number of policy violations for each group. These links are part of the Configuration Management Pack.

ORACLE Enterprise Manager 10g Grid Control

Home Targets Deployments Alerts Jobs Management System

Hosts Databases Application Servers Web Applications **Groups** All Targets

Groups

Page Refreshed Mar 20, 2004 1:48:24 PM

Search Go Add Group Go Remove Configure

Select	Name ▲	Alerts	Policy Violations	Type
<input checked="" type="radio"/>	Application Hosts	1 2	171	Host Group
<input type="radio"/>	Application Servers	1 12	5	Group
<input type="radio"/>	Production Databases	9 0	61	Group
<input type="radio"/>	aaaa	13 10	294	Group

Grid Control: Application Server Home Page

You can access application server home pages from the Application Servers sub-tab of the Targets tab.

- On the application server home page, there is a General section at the top of the page.

- The General section shows the **Oracle Home** for the application server. The path to the Oracle Home is a link, and the link is part of the Diagnostics Pack.

ORACLE Enterprise Manager 10g
Grid Control

Hosts Databases **Application Servers** Web Applications

Host: myserver.mycompany.com > Application Server: EnterpriseManager0

Application Server: EnterpriseManager0.ilinrbs0

Home J2EE Applications Web Applications Performance

General

Status **Up**
Availability (%) **100**
(Last 24 Hours)
Application URL <http://myserver.mycompany.com:7778>
Version **9.0.4.0.0**
Installation Type **J2EE and Web Cache**
Oracle Home [private/oracle/em10g_oms](#)
Host [myserver.mycompany.com](#)

Grid Control: Top Level Hosts Tab

From the Targets page, when you choose the All Targets sub-tab, you can access the home page for all of your application hosts.

- On the Hosts Group page, there is an Advice section.
 - The Advice section lists the number of **Policy Violations** for the host group. This number is a link, and the link is part of the Configuration Management Pack.

ORACLE Enterprise Manager 10g
Grid Control

Home Targets Deployments Alerts Jobs Management System

Hosts Databases Application Servers Web Applications Groups **All Targets**

Host Group: Application Hosts

Page Refreshed Mar 20, 2004 1:50:31 PM

Home Performance Member Targets

Status
Total Member Targets 4

Availability

Unknown(1)
Up(3)

Alerts
Critical 2
Warning 1
Errors 0

Advice
Policy Violations **171**

Job Activity
Jobs scheduled to start no more than 7 days ago

Status	Submitted to the Group	Submitted to Any Member
Scheduled Executions	3	6
Running Executions		
Suspended Executions	1	3
Problem Executions		1

Deployments Summary
View Database Installations

Database Installations	Targets	Installations	Interim Patches Applied
Oracle9i 9.0.1.3.0	0	1	No
Oracle9i 9.0.1.4.0a	0	1	No

Grid Control: Host Home Page

From the Host Group page, you can choose the Member Targets sub-tab to list all of the application hosts in the group. Click the name of the host to go to the individual host home page.

- On the right side of the host home page there is a Configuration section.

- **All of the links** in the Configuration section are part of the Configuration Management Pack.
- On the left side of the host home page there is a General section.
 - The General section lists the number of **Policy Violations** for the host. The number is a link, and the link is part of the Configuration Management Pack.

ORACLE Enterprise Manager 10g
Grid Control

Home Targets Deployments Alerts Jobs Management System

Hosts Databases Application Servers Web Applications Groups All Targets

Host Group: Application Hosts > Host: myserver.mycompany.com

Host: myserver.mycompany.com

Latest Data Collected From Target Mar 20, 2004 1:52:16 PM

Home Performance Targets Configuration

General		Configuration	
Status	Up	Operating System	SunOS 5.8 Generic_108528-24 (64-bit)
Boot Time	Dec 22, 2003 3:09:46 PM	Hardware Platform	Sun Ultra 60 UPA/PCI
Time Zone	PST	IP Address	130.35.69.253
Availability (%)	100 (Last 24 Hours)	Number of CPUs	1
Policy Violations	58	Memory Size (MB)	1024
		Disk Space (GB)	49.21

- At the bottom of the host home page, there is a Related Links section. Three of the links in this section are part of the Configuration Management Pack:
 - **Deployments**
 - **User Defined Metrics**
 - **Blackouts**

Related Links

Alert History	All Metrics	Blackouts
Deployments	Manage Metrics	Monitoring Configuration
Net Services Administration	Open Telnet Session	User-Defined Metrics

Grid Control: Host Targets Page

When you choose the Targets sub-tab on the host home page, there is a table that lists all of the targets for the host and various information about each one.

- In the table there is an Oracle Home column that lists the location of the target.
 - The links in the **Oracle Home** column are part of the Configuration Management Pack.
- There is also a Policy Violations column in the table.
 - The links in the **Policy Violations** columns are part of the Configuration Management Pack.

ORACLE Enterprise Manager 10g
Grid Control

Home Targets Deployments Alerts Jobs Management System

Hosts Databases Application Servers Web Applications Groups All Targets

Host Group: Application Hosts > Host: myserver.mycompany.com

Host: myserver.mycompany.com

Page Refreshed Mar 20, 2004 1:54:19 PM

Home Performance Targets Configuration

Select All | Select None

Select	Name	Oracle Home	Availability	Alerts	Policy Violations	Type	Last Load Time
<input type="checkbox"/>	myserver.mycompany.com:1832	/private4/oracle/product/em10g_agent		0 0	0	Agent	Mar 20, 2004 1:49:01 PM
<input type="checkbox"/>	San Francisco	Not Applicable		0 0	0	Beacon	Mar 17, 2004 6:05:25 PM
<input type="checkbox"/>	myserver.mycompany.com	/private4/oracle/product/ora901		2 0	122	Database	Mar 20, 2004 1:52:45 PM
<input type="checkbox"/>	myserver.mycompany.com	/private4/oracle/product/ora920		1 0	54	Database	Mar 20, 2004 1:52:20 PM
<input type="checkbox"/>	LISTENER_myserver.mycompany.com	/private4/oracle/product/ora920		0 0	2	Listener	Mar 20, 2004 1:52:18 PM
<input type="checkbox"/>	LISTENER_myserver.mycompany.com	/private4/oracle/product/ora901		0 1	0	Listener	Mar 20, 2004 1:52:17 PM

Grid Control: Host Configuration Page

On the host home page, there is a Configuration sub-tab.

- The entire **Configuration** page is part of the Configuration Management Pack.

ORACLE Enterprise Manager 10g
Grid Control

Home Targets Deployments Alerts Jobs Management System

Hosts Databases Application Servers Web Applications Groups All Targets

Host: myserver.mycompany.com

All History Export to File Compare Host to Multiple Hosts (Job) Compare Configuration

Latest Data Collected From Target Mar 20, 2004 1:22:23 PM Refresh

Home Performance Targets Configuration